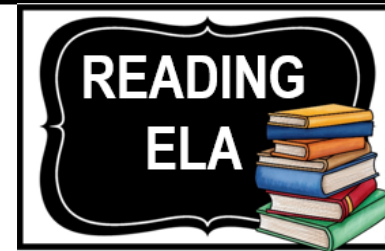


5th Grade Learn @ Home Class Assignments



January 14-15, 2021 & January 19-22, 2021 (6 days)



Microsoft Teams

There will be Daily Online Support for 5th Grade Learn @ Home students from 2:00-3:00 P.M.



A link to join the Microsoft Teams meeting will be sent to the students' emails and the Class Story on Class Dojo.

Mrs. Franqui

Blythe Elementary School

Phone: (706) 592-8323 (call or text)

Email: franqbe@boe.richmond.k12.ga.us



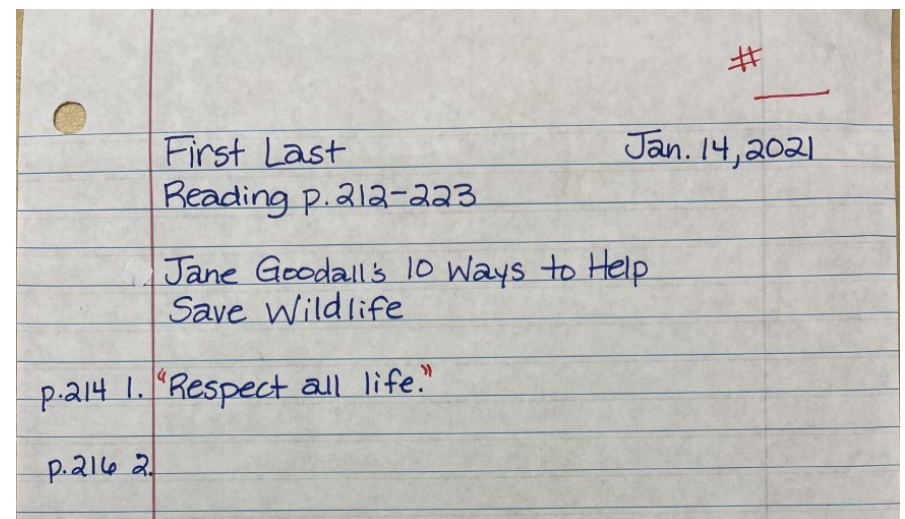
©The Little Ladybug Shop

- To join the Daily Online Support, students will need to use Microsoft Teams. Students can access Teams through their Launchpad or it can be downloaded to a mobile device. If logging in for the first time it may ask for the student's email and password. This information is their Launchpad username with *@richmond.k12.ga.us* added to the end and their password is the same as their Launchpad password.
- During the Daily Online Support:
 - I will have a daily Read Aloud of our class novel *Bud, Not Buddy*.
 - I will go over that day's assignments from the Family Times (so it would be best if that part of their work is done BEFORE the meeting at 2:00.)
 - I will answer any questions students may have about their Learn @ Home assignments and provide support.
- **THE *BUD, NOT BUDDY* NOVELS HAVE BEEN CHECKED OUT TO THE STUDENTS INDIVIDUALLY; AS A LIBRARY BOOK. Students are expected to take care of the book and not let it get damaged, lost, or stolen.**
- There are also audio recordings on YouTube of *Bud, Not Buddy* if students miss the read aloud during the Teams meeting and need the additional support when reading it on their own.
- The Social Studies textbook pages are available online through Launchpad in the "Pearson EasyBridge" app and students can listen to it read the text to them if needed


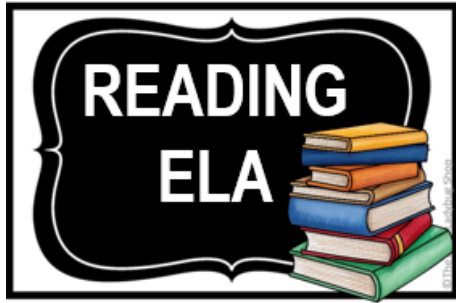

Unit 12 Spelling Words: Adjective Suffixes -ful, -ous, -ious

1. fictitious	9. wasteful
2. grateful	10. beautiful
3. humorous	11. famous
4. nutritious	12. mysterious
5. nervous	13. furious
6. outrageous	14. joyful
7. peaceful	15. marvelous
8. rebellious	

In order to keep your work organized and during Learn @ Home, it is important that you label your notebook paper correctly, this will make it easier to match the notebook paper work with the correct assignment in your packet. This is an example of how you should be labeling your paper:



DAY 1
Thursday, January 14, 2021




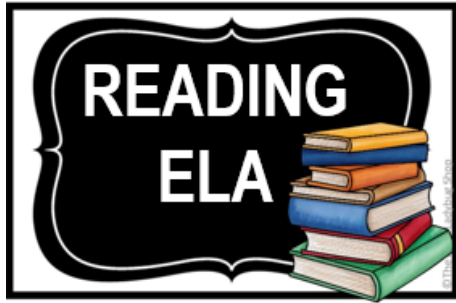

DAY 1

- In the *Bud, Not Buddy* novel, read pages 1-8.
- In your Reading Street textbook, read the expository nonfiction story “Jane Goodall’s 10 Ways to Save Wildlife” on pages 212-223.
- On notebook paper, list the 10 ways to save wildlife that were given in the text.
- Read Family Times pages 81-82.
 - On page 82, carefully read the “Lesson Vocabulary” and their definitions. These words will be in this week’s work and on Friday’s test.
 - On the bottom of page 82, write this week’s Spelling words in ABC order. Be sure to spell the words correctly, number the list, and write neatly.

DAY 1

- Read pages 544-545.
 - On page 544 the “Jump Start Activity” question says to work with a partner, but you are to answer this question on your own. Write your ideas on the lines in the book.
- Read pages 546-547.
- Read pages 550-551.

DAY 2
Friday, January 15, 2021




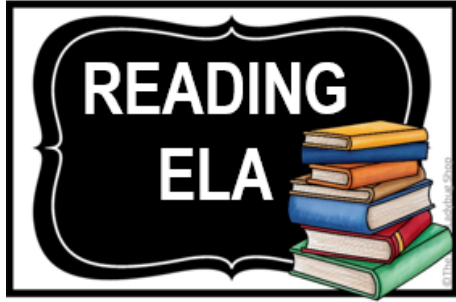

DAY 2

- In the *Bud, Not Buddy* novel, read pages 9-14.
- In your Reading Street textbook, read pages 208-209. These pages provide you with review information about “Fact and Opinion”.
- In your “Family Times” packet complete pages 83-84.
 - On page 83, neatly write your answers to # 1-5 in the boxes.
 - On page 84, use the vocabulary and definitions from yesterday’s page 82 to help you answer the “Vocabulary” question.
 - You are to answer and complete the “Write an Opinion” ON A SEPARATE SHEET OF NOTEBOOK PAPER. Don’t forget: your writing must include some of the Vocabulary words; underline the vocabulary words you used in your writing. Be sure to label your paper correctly and include the Subject (Reading) and page number.
- Read over the list of this Unit 12 Spelling words. Try to use some of the words in conversations with your family this week.

DAY 2

- Read page 552.
 - On page 552, question 1 “Reading Check” is on the left side of this page. Answer question 1, by writing your answer in the empty white space under the question in the book. You cannot turn and talk to a partner, so answer it with your own ideas about the significance of Labor Day.
- Read page 553.
 - On page 553, answer question 2 “Reading Check” (on the right side of the page). Write your ideas in the book and don’t forget to answer the part of the question that tells you to circle.
- Read page 554.
 - On page 554, answer question 3. Turn the Q (question) into the A (answer), and write in complete sentences.
- Read page 555.
 - On page 555, answer question 4.

DAY 3
Tuesday, January 19, 2021




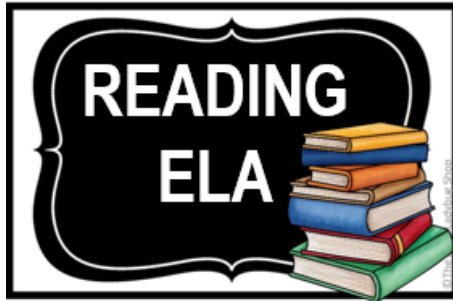

DAY 3

- In the *Bud, Not Buddy* novel, read pages 15-20.
- In your Reading Street textbook, read pages 210-211. These pages provide you with additional information about this week's Vocabulary Strategy of using "Context Clues."
- In your "Family Times" packet complete pages 85-86.
 - On Family Times page 85, you don't need a dictionary to answer questions 1-5. You are supposed to use the strategy of using *context clues* to help you figure out the meanings of the words. HOWEVER, if you are still unsure, don't forget that you have the Glossary in the back of your Reading Street textbook to help you with the meanings.
 - On Family Times page 86, be sure to answer question 5 ON A SEPARATE SHEET OF NOTEBOOK PAPER.
- Read over the list of Unit 12 Spelling Words.

DAY 3

- Read page 556.
- Read page 557.
 - On page 557, answer questions 5-6. Turn the Q (question) into the A (answer), and write in complete sentences.
 - Answer question 7. **YOU WILL ANSWER QUESTION 7 ON A SEPARATE SHEET OF NOTEBOOK PAPER.**
- Read page 558.
- Read page 559.
 - On page 559, fill in the "Solution" box with a solution to President Roosevelt's problem. Use the information on the page to help you answer the question.
 - On page 559, answer question 2, **YOU WILL ANSWER IT ON A SEPARATE SHEET OF NOTEBOOK PAPER.** Be sure to include the Problem, Possible Solutions, and Solution on your chart.

DAY 4
Wednesday, January 20, 2021




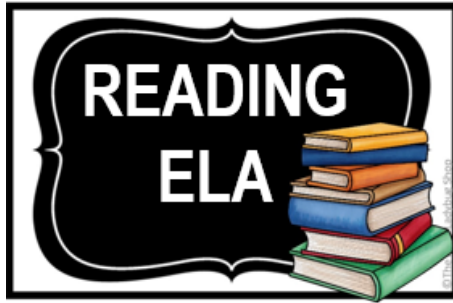

DAY 4

- In the *Bud, Not Buddy* novel, read pages 21-25.
- Read over the list of Unit 12 Spelling Words. Try to use some of your Spelling words when you write your answer to Family Times page 87, question 5 (your opinion of cats and dogs)
- In your “Family Times” packet complete pages 87-88.
 - On Family Times page 87, be sure to answer question 5 ON A SEPARATE SHEET OF NOTEBOOK PAPER.
- Complete Grammar pages 33 and 34 on “Main and Helping Verbs”.
 - We have worked on verbs before, but be sure to read the information box at the top of page 33 to review the difference between a main verb (names an action) and a helping verb (helps tell the time of the action).

DAY 4

- Read page 560.
 - On page 560, answer the “Jumpstart Activity” on your own. Write your answer in the empty white space on the side of page. 560.
- Read page 561.
- Read page 562.
 - On page 562, question 1 “Reading Check” is on the left side of the page. Answer this question.
- Read page 563.
 - On page 563, question 2 “Reading Check” is on the right side of the page. Write your answer to this question in the book, in the empty white space.

DAY 5
Thursday, January 21, 2021




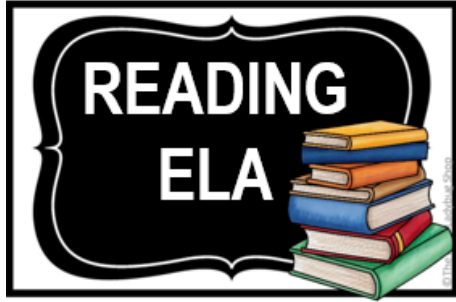

DAY 5

- In the *Bud, Not Buddy* novel, read pages 26-30.
- In your “Family Times” packet complete pages 89-90.
 - Be sure to answer questions 1-10 in complete sentences.
- Complete Grammar pages 35 and 36 on “Main and Helping Verbs”. (FOR A GRADE)
 - Be sure to read all of the directions carefully. Especially on page 36, # 7-12, there are 2 parts in the directions.
- Read over the list of Unit 12 Spelling Words. On a sheet of notebook paper, write a story using at least half of the words.

DAY 5

- Read page 564.
- Read page 565.
 - On page 565, answer questions 3-6. Be sure to turn the question into the answer and write your answers in complete sentences.

DAY 6
Friday, January 22, 2021



DAY 6

- In the *Bud, Not Buddy* novel, read pages 31-35.
- Read over the list of Unit 12 Spelling Words. On a sheet of notebook paper, write a sentence using each of your Spelling words; this will count as your Spelling Test. Be sure to write complete sentences that use the word correctly, that your handwriting is neat and easy to read, the Spelling word must be spelled correctly in your sentence, and underline the Spelling words in your sentences.
- In your Reading Street textbook, read the expository nonfiction story “Jane Goodall’s 10 Ways to Save Wildlife” on pages 212-223.
 - After reading the story, complete the “Selection Test: Jane Goodall” that is in your packet. You can use your textbook as you answer the questions, be sure to use “text evidence” from the book when you write your constructed response answers for questions 18-20.

DAY 6

- Read page 566.
 - Be sure to read this page carefully, you will use it to answer the questions on [page 567.
- Read page 567.
 - On page 567, answer questions 1-2, AND the “Wrap It Up.”
When the book gives you 6-10 lines to write your answer, then you should know that your answer **MUST** be more than one sentence long to completely answer the question. Question 2 should have 3 or more sentences, and the “Wrap It Up” should have 5 or more sentences.